



## SERVICE PARTS LIST

**BULLETIN NO.**  
**54-49-8403**

SPECIFY CATALOG NO. AND SERIAL NO. WHEN ORDERING PARTS		REVISED BULLETIN	DATE
PACKOUT™ Totes & Bags			Apr. 2024
CATALOG NO.	SERIAL NO.	WIRING INSTRUCTION	

48-22-8321	PACKOUT™ Medium 15" Tool Bag	Page 1
48-22-8322	PACKOUT™ Large 20" Tool Bag	Page 1
48-22-8310	PACKOUT™ Small 10" Storage Tote	Page 2
48-22-8315	PACKOUT™ Medium 15" Storage Tote	Page 2
48-22-8320	PACKOUT™ Large 20" Storage Tote	Page 2
48-22-8300	PACKOUT™ Tech Bag	Page 3
48-22-8301	PACKOUT™ Jobsite Backpack	Page 3
48-22-8302	PACKOUT™ Jobsite Cooler	Page 3
48-22-8311	PACKOUT™ Small 10" Structured Tote	Page 4
48-22-8316	PACKOUT™ Medium 15" Structured Tool Bag	Page 4
48-22-8317	PACKOUT™ Medium 15" Structured Tote	Page 5
48-22-8303	PACKOUT™ Structured Backpack	Page 5

00 0

**EXAMPLE:**  
Component Parts (Small #) Are Included  
When Ordering The Assembly (Large #).

**SPECIAL NOTE:** There are two locker designs for the 15" model.  
An early version of the 48-22-8321 had a different locker system.  
The design used in the 20" model was incorporated in later  
production of the 15" model.  
See page two.

### 48-22-8321 15" PACKOUT™ (Medium) Tool Bag\*



Locker located on side

### 48-22-8322 20" PACKOUT™ (Large) Tool Bag\*



Locker located in front

### \*48-22-8321 15" PACKOUT™ (Medium) Tool Bag

### \*48-22-8322 20" PACKOUT™ (Large) Tool Bag

FIG.	PART NO.	DESCRIPTION OF PART	NO. REQ.
1	45-56-8300	Shoulder Strap (For both tote models)	(1)
2	44-20-8300	Locker Kit (For early versions of 48-22-8321)	(1)
		See page two.	(1)
3	44-20-0305	Locker (For 48-22-8322 and later versions of 48-22-8321) See page two.	(1)



**SEE PAGE 2 FOR INSTRUCTIONS ON REMOVING  
SELECTION AND INSTALLING BOTH LOCKER SYSTEMS**

**MILWAUKEE TOOL • [www.milwaukeetool.com](http://www.milwaukeetool.com)**  
13135 W. LISBON RD., BROOKFIELD, WI 53005  
Drwg. 3

48-22-8310 10" PACKOUT™(Small) Storage Tote  
 48-22-8315 15" PACKOUT™ (Medium) Storage Tote  
 48-22-8320 20" PACKOUT™ (Large) Storage Tote

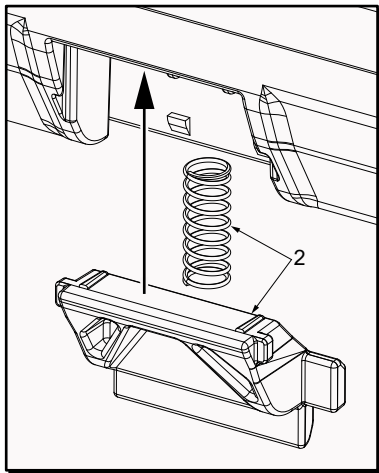


FIG.	PART NO.	DESCRIPTION OF PART	NO. REQ.
1	45-56-8300	Shoulder Strap (For all three tote models)	(1)
2	44-20-8300	Locker Kit (For all three tote models)	(1)
	or		
3	44-20-0305	Locker Kit (For all three tote models)	(1)

SEE DIAGRAMS BELOW TO DETERMINE LOCKER SERVICE PART NEEDED.




To remove a damaged locker system, flip tote upside down and approach tote from the bottom of base. Insert a large flat blade screwdriver in middle of locking carriage as shown. Lightly pry carriage upward out of base opening. Remove and discard old locking carriage and spring.

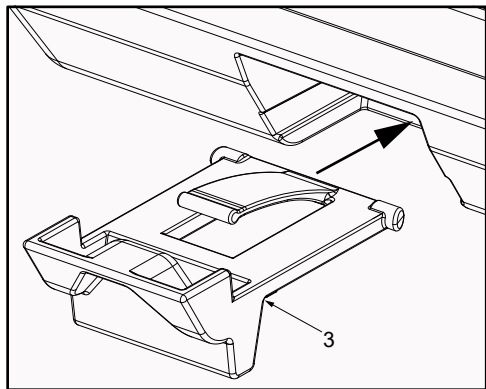


**No. 44-20-8300**  
 Locker Kit  
 For early production PACKOUT™ Storage Totes

To install a Locker Kit (2), align spring as shown and guide the tabs of locking carriage in channels of tote base. Push locking carriage upward to snap into place.



To remove a damaged locker system, flip tote over on the side and approach tote from the bottom of base. Insert a large flat blade screwdriver in middle of locking carriage as shown. Lightly pry carriage upward out of base opening. Remove and discard old locking carriage.



**No. 44-20-0305**  
 Locker  
 For later production PACKOUT™ Storage Totes

To install a new Locker (3), guide the tabs of locking carriage in channels of tote base. Push locking carriage forward to snap into place.



48-22-8300 PACKOUT™ Tech Bag



48-22-8301 PACKOUT™ Jobsite Backpack



48-22-8302 PACKOUT™ Jobsite Cooler



FIG.	PART NO.	DESCRIPTION OF PART	NO. REQ.
1	45-56-8300	Shoulder Strap (For Cooler & Tech Bag)	(1)
2	44-20-0305	Locker System	(1)

SEE PAGE 2 FOR INSTRUCTIONS ON REMOVING AND INSTALLING BOTH LOCKER SYSTEMS





48-22-8311 PACKOUT™ 10" Structured Tote



FIG.	PART NO.	DESCRIPTION OF PART	NO. REQ.
1	14-46-8316	Shoulder Strap	(1)
2	14-46-8317	36cm Accessory Strap	(2)



48-22-8316 PACKOUT™ 15" Structured Tool Bag



FIG.	PART NO.	DESCRIPTION OF PART	NO. REQ.
1	14-46-8316	Shoulder Strap	(1)
2	14-46-8318	46cm Accessory Strap	(2)





48-22-8317 PACKOUT™ 15" Structured Tote



FIG.	PART NO.	DESCRIPTION OF PART	NO. REQ.
1	14-46-8316	Shoulder Strap	(1)
2	14-46-8317	36cm Accessory Strap	(2)



48-22-8303 PACKOUT™ Structured Backpack



FIG.	PART NO.	DESCRIPTION OF PART	NO. REQ.
1	14-46-8318	46cm Accessory Strap	(2)

