



TO INFORM YOU

**PRODUCT
SUPPORT
BULLETIN # 370**

TO: AUTHORIZED *Portable Electric Tool* SERVICE STATIONS
factory SERVICE CENTERS
SALES COMPANIES

DATE: July, 2001

FROM: Corbert A. Garb - National Service Manager

TOOL(S) \ PRODUCT(S) AFFECTED

9070-20, 9071-20, 9075-20 Impact Wrench, sold between March, 2001 & June, 2001



SUBJECT: - PRODUCT SAFETY -

Milwaukee Electric Tool Corporation wants you to be aware of a defect existing in some **9070-20, 9071-20** and **9075-20 Impact Wrenches**. We are taking this action because under certain circumstances the cord set may pull out of the handle, which poses a risk of injury or electrocution.

All 9070-20, 9071-20 and 9075-20 Impact Wrenches, within the serial number ranges shown below and sold between March 26, 2001 and June 30, 2001 are affected.

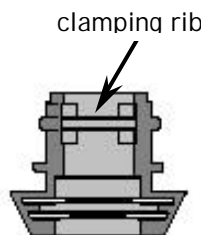
Nameplate Catalog Number

Serial Number Range

| | |
|----------------|---|
| 9070-20 | 2 2 9 A 4 0 1 0 1 0 0 0 1 thru 2 2 9 A 4 0 1 2 5 0 7 2 2 |
| 9071-20 | 2 3 0 A 4 0 1 0 1 0 0 0 1 thru 2 3 0 A 4 0 1 2 6 0 1 0 4 |
| 9075-20 | 2 3 9 A 4 0 1 0 1 0 0 0 1 thru 2 3 9 A 4 0 1 2 5 0 4 0 4 |

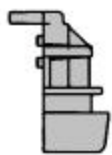
For operator safety a **9070-20, 9071-20** or **9075-20 Impact Wrench** within the listed serial number range, received for repair, **requires original equipment 31-17-0265 Cord Clamp to be replaced with a 31-17-0270 Cord Clamp**.

To improve cord retention in a 9070-20, 9071-20, 9075-20 Impact Wrench original equipment 31-17-0265 Cord Clamp is being replaced by **31-17-0270 Cord Clamp**. The 'clamping rib' of a **31-17-0270 Cord Clamp** is slightly larger and offers improved holding of the cord in the handle.



As an aid in determining the cord clamp in a tool, the 31-17-0270 Cord Clamp has the numbers '**0270**' molded into the clamping rib. The 31-17-0265 Cord Clamp has no markings on the rib.

31-17-0270 Cord Clamp

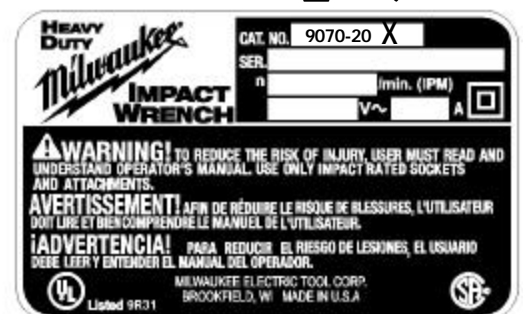


31-17-0260 Cord Clamp w/ posts

Note: cord clamp assembly of the Impact Wrench is a two piece design, consisting of a 31-17-0260 Cord Clamp with posts [see illustration] assembled in the Left Handle Half and the 31-17-0270 Cord Clamp assembled in the Right Handle Half. [Check for proper repair, tugging on the cord after assembly will insure the cord clamp assembly is correct and that the cord set does not easily pull through the clamp.]

Stamp or etch an '**X**' on the tool's nameplate next to the catalog number after installation of a replacement **31-17-0270 Cord Clamp**.

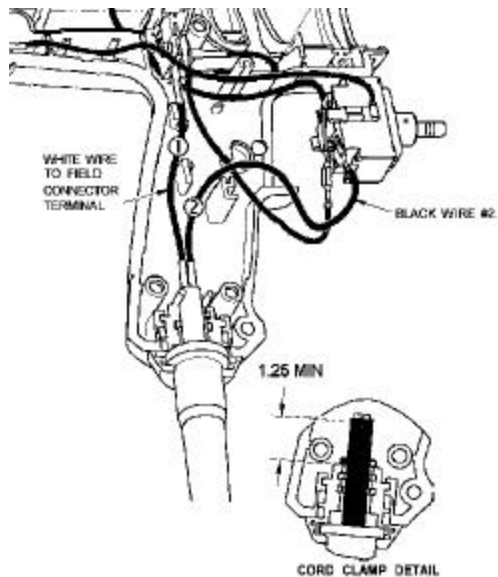
The '**X**' will show that the impact wrench has been repaired.



For a unit in which a **31-17-0270 Cord Clamp** replacement has been installed please complete an Individual Tool Warranty Report form covering the no-charge replacement, highlighting in yellow the Catalog & Serial number of the Impact Wrench.

STORE — SAFETY RECALL — POSTER FOR ALL CUSTOMERS TO READ will follow shortly.

Wiring specification has been modified increasing the length of cord inserted through the strain relief, cord clamp and into the handle from .25" beyond top of cord clamp to 1.25" [see *illustration*].



Please see To Inform You/ Product Support Bulletin #358.

This bulletin is for informational purposes. PLEASE NOTE ON SERVICE PARTS LIST; 54-26-1700, -1725, -1775